


Aurasma: Overlays


What are overlays?



Overlays are images, videos, animations or even 3D models that appear whenever Aurasma sees an image that it recognizes. For example if you want a video tutorial on solving two-step math problems to play whenever you point your smartphone to the homework (and a graphic on the homework as the trigger image).



Managing your overlays

You can upload, edit and delete your overlay videos and images by clicking on the  **Overlays** icon on the main screen.



You can sort your overlays into folders to keep them organized. Create a folder by right-clicking on the  **My Overlays** folder in the Navigator to the left of the window and clicking  **New Folder**. You can then drag and drop your overlays into different folders.

