

**Overview of program:** [cosee.umaine.edu](http://cosee.umaine.edu)

**Ocean-Climate Interactive (OCI):**  
[cosee.umaine.edu/cfuser](http://cosee.umaine.edu/cfuser)

**Concept Map Builder (CMB):**  
[cosee.umaine.edu/cfuser/cmb/index.cfm](http://cosee.umaine.edu/cfuser/cmb/index.cfm)

**OCI and CMB Tutorials:**  
<http://cosee.umaine.edu/tools/tutorials/>

**Profile Registration in the OCI:**

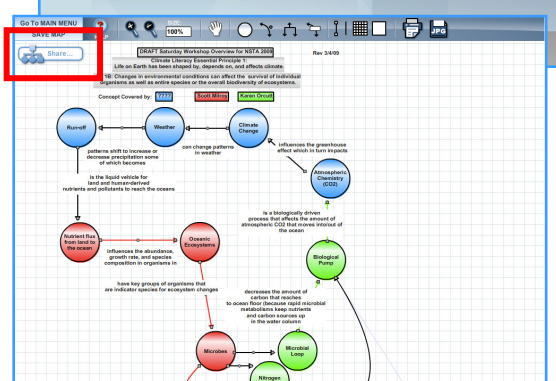
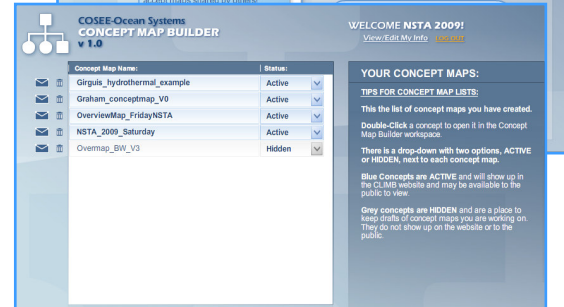
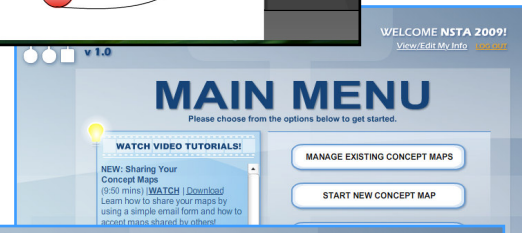
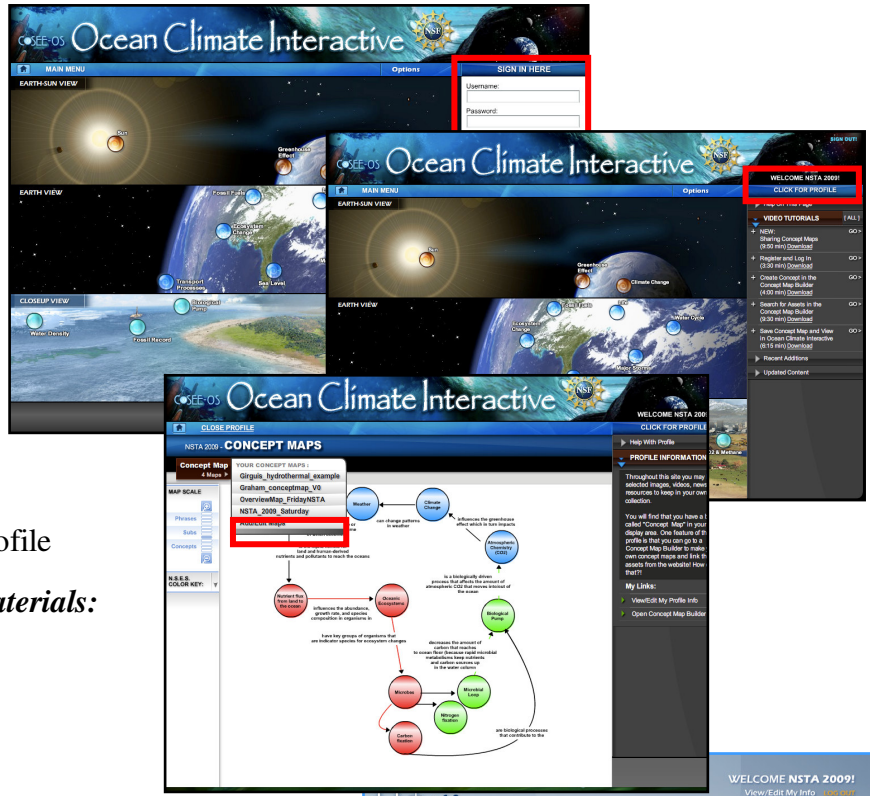
- [cosee.umaine.edu/cfuser](http://cosee.umaine.edu/cfuser)
- Click on “SIGN IN HERE”
- Click on “Register Me!”
- Provide information for your personal profile

**Access COSEE-OS SSC Workshop 2009 materials:**

- GO TO <http://cosee.umaine.edu/cfuser>
- Click on “SIGN IN HERE”
- Username: EARTH\_MBARI
- Password: 2009
- Click on “CLICK FOR PROFILE”
- On the left, click the “CONCEPT MAPS” arrow to view the available maps in the drop-down menu
- Click on the map you’d like to access
- Zoom in/out using the “MAP SCALE” at left
- Keep your mouse in the clicked position to move the map

**Edit, copy or share a concept map:**

- Click on “ADD/EDIT MAPS” at the bottom of the concept map drop-down menu
- You will be sent to the Concept Map Builder “Main Menu”
- Click “Manage Existing Concept Maps”
  - Click on envelope icon to the left of the map you’d like to share -- OR --
  - From the list, click the map you’d like to access and click the “SHARE” button at upper left
- Either will open an email “pop-up” window that you can send to another individual or yourself
- The recipient of your email will get an embedded URL for the shared map
  - Clicking on this URL will link to the Concept Map Builder... the recipient will need to “Save” the map to his/her own profile
- If sharing the map with yourself, be sure to “LOG OUT” of the EARTH\_MBARI profile before opening your personal profile



**For more information after the workshop, contact Annette deCharon <[annette.decharon@maine.edu](mailto:annette.decharon@maine.edu)>**